



DST 4-way DMX Splitter

Instruction Manual

Models:

DST4-3, DST4-5

DST4-C

version 1.0 since 3 February 2020

ATTENTION!

This instruction manual contains important information about the installation and the use of the equipment. Please read and follow these instructions carefully.

Always ensure that the power to the equipment is disconnected before opening the equipment or commencing any maintenance work.

IMPORTANT SAFETY INFORMATION

The following general safety precautions have to be observed during all phases of operation, service, and the repair of this equipment. Failure to comply with these precautions or with specific warnings in this manual violates safety standards of design, manufacture, and the intended use of this equipment.

Do not operate in an explosive atmosphere!

Do not operate this equipment in the presence of flammable gases or fumes. Operation of any electrical instrument in such an environment constitutes a definite safety hazard. Device should be never placed near or over a heat register or other source of heated air and it should not be installed or operated without proper ventilation.

Mains 85-265V connection

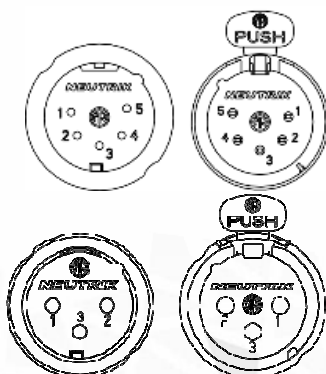
AC power is connected to the splitter via Neutrik PowerCon blue connector. Standard supply is UNISCHUKO lead with Neutrik PowerCon. Always respect the markup of L and N on connectors for correct wiring of Line and Neutral.

DMX connection

DMX connectors are located on both sides of the splitter board. These are separated to two groups. First group is wired in ration 1:1 and marked as DMX input and DMX thru. This line is not optically isolated and when the device is last in line, it should be terminated by the termination resistor of 120ohm wired between pins 2 and 3 of the DMX thru connector.

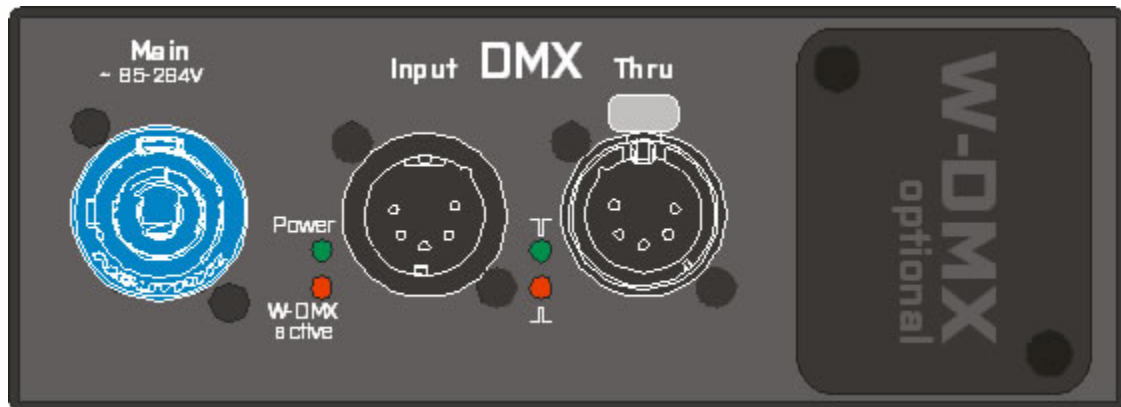
The other group consists of 4-way optically isolated lines marked with letters A-D. Each line has a separate power supply, line driver and the indication of signals D+, D- on both signal lines. These LEDs are active when splitter is retransmitting DMX signal and there is no short circuit between data lines.

In case of short circuit between data pins D+/D- and the CMN pin, the LED connected to the data line is off.

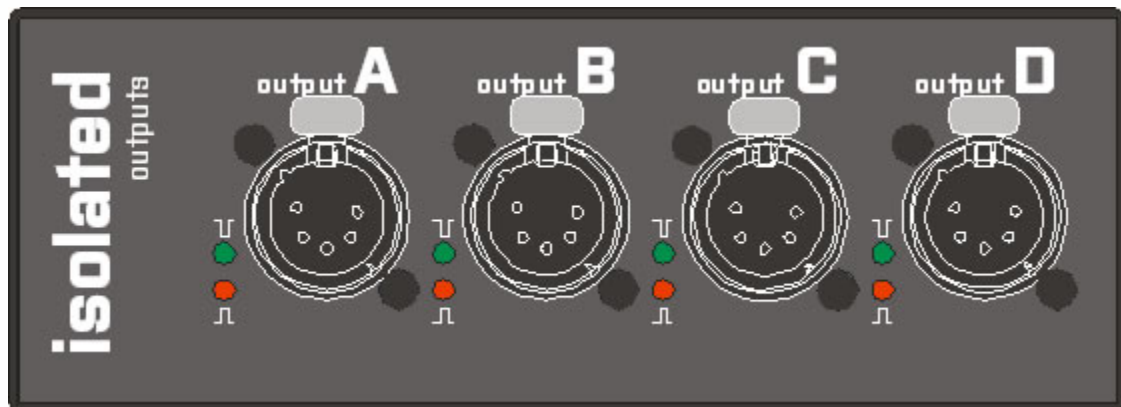


Pin 1	Ground / Common
Pin 2	Data -
Pin 3	Data +

Front panel:



Rear panel:



Device in use / service:

By default, Power LED indicates the device is on main power. When the Power LED is off, check the main power input. When this does not solve the problem, please call service first and then open DST4 and check fuses on the main board.

When the DMX cable is connected to the device, LEDs marked as D+ and D- go on for the side marked as DMX input, thru and this indicates that DST4 is receiving the DMX signal. Speed of light on these LEDs also indicates the refresh rate of DMX signal. Fast blinking – high refresh rate, slow blinking – slow refresh rate.

On the rear panel of DST4, there are outputs A-D, which are retransmitting the input to the optically isolated outputs. If there of data LEDs is off, unplug the signal cable corresponding to this output and check the cable for short circuit between D+ and CMN or D- and CMD lines.

If case of any problems, do not hesitate to contact us via email at sales@srs-group.com or call us at +421244681417. Don't worry; we will fix your problems for sure.

Technical data

Main input:

AC 100-255V / 50-60Hz / 5W

Weight:

1.7 kg

DMX Input / Output:

4x USITT DMX512 /RS485/ isolated up to 1000V
Maximum of: 4x 32 devices per one splitter output
Cable length: max: 4x 1200m

Temperature of use:

-10 °C...+45 °C

Warranty:

Life-time

Housing/Size:

Lightweight Aluminum box with powder coating / 234x154x62mm

Mounting points:

Located symmetrically on base plate, 8mm wide hole for securing line
Grid of mounting points: 222x78mm, 4x rubber feet on bottom

DECLARATION OF CONFORMITY

According to guidelines 89/336 EEC and 92/31 EEC:

Name of producer: SRS Group s.r.o.

Address of producer: Rybnicna 38/B, SK- 83107 Bratislava, Slovak Republic

Declares that the product

Name of product: DST4-way DMX splitter


Type: DST4

Corresponds to the following product specifications:

Safety: EN60065, resp. EN 60950

EMC: EN55103-1, resp. EN55103-2

Bratislava, 10 May 2011



Robert Sloboda

Copyright 2017 SRS Group, s.r.o. | Specifications subject to change without notice.

Document: DST4_en_manual_M080 | Version 1.0 | Actual as of: 3 February 2020



SRS Group s.r.o.

Rybnicna 38/B | 831 07 Bratislava | Slovakia

Phone: +421 2 32 661 800

Email: sales@srs-group.com | www.srs-group.com

